








CHAIR ASSEMBLY INSTRUCTION

Thank you for purchasing this quality product. Be sure to check all packing material carefully for small parts, which may have come loose inside the carton during shipment. Identify and count all parts and compare with the parts list below.

HARDWARE PACK:

NO.	DESC.	DIAG	Q'TY
A	LONG BOLT		4PCS
B	BOLT		7PCS
C	SPRING WASHER		11PCS
D	WASHER		11PCS
E	WRENCH		1PC
F	SCREW		6PCS
G	SCREW		1PCS

